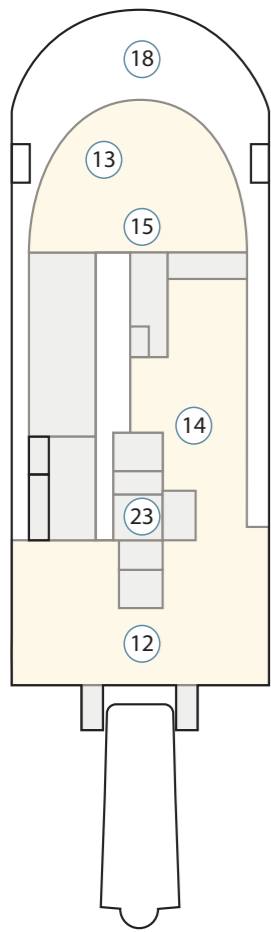
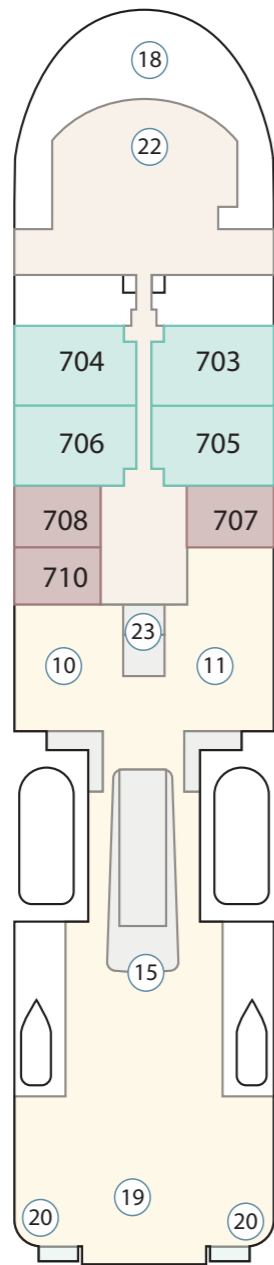


The Sylvia Earle Deck Plan

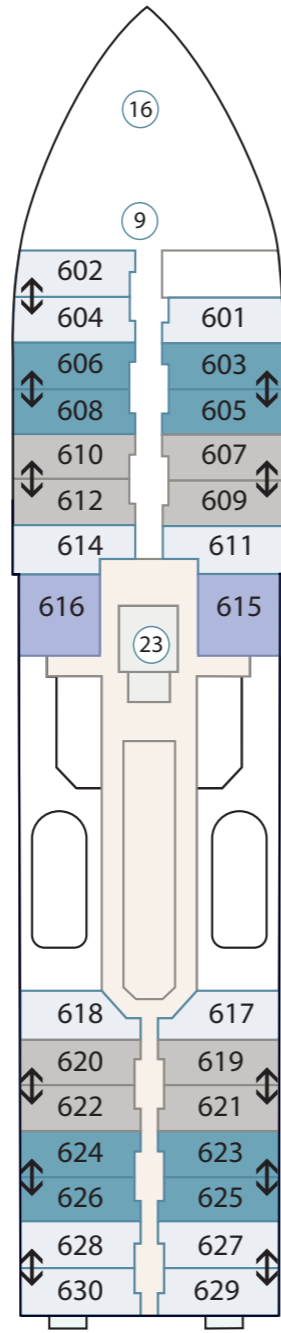
Deck 8



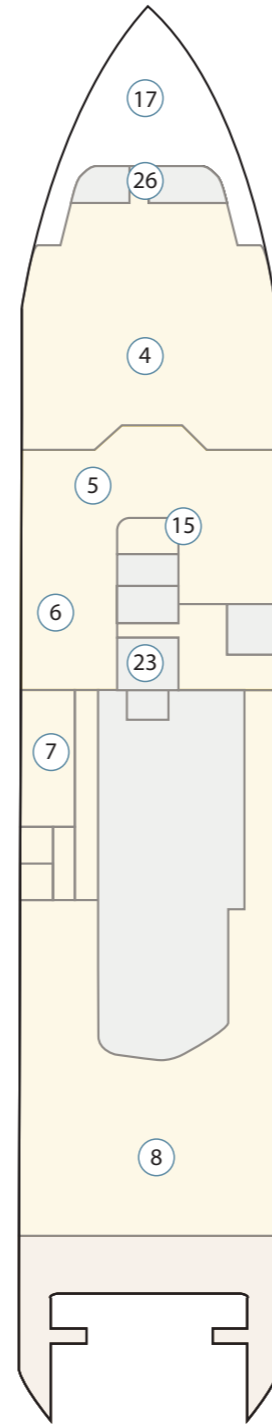
Deck 7



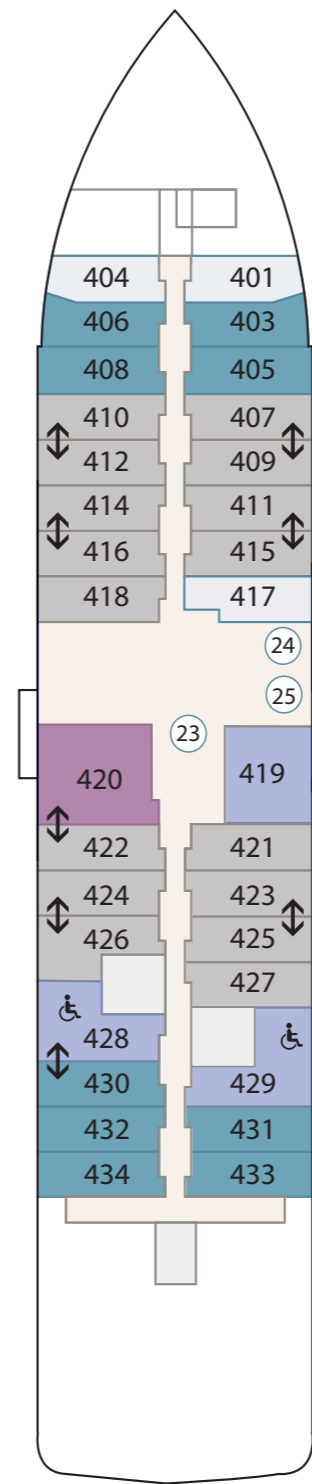
Deck 6



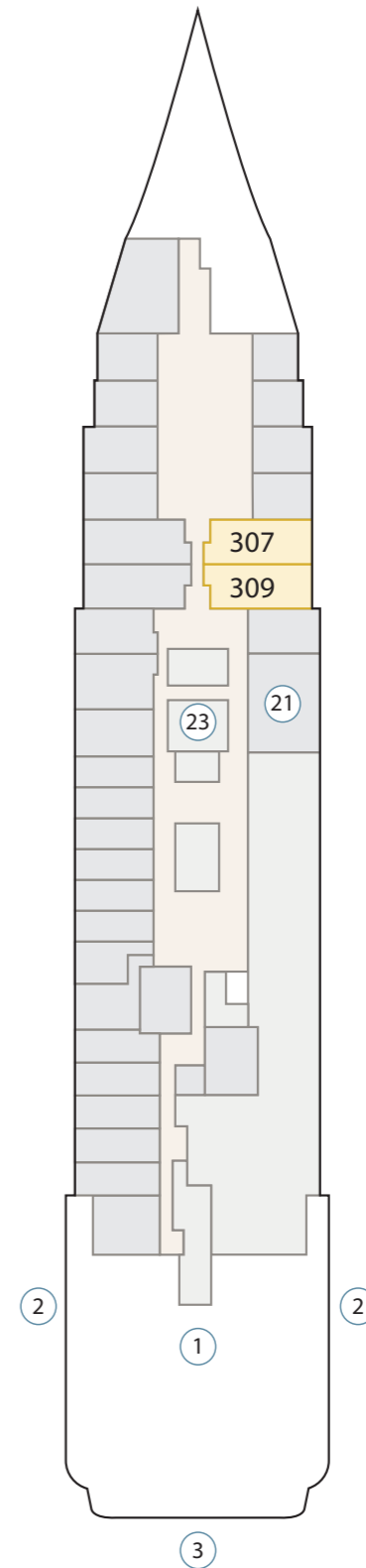
Deck 5



Deck 4



Deck 3



Cabin Category

- Aurora Stateroom Triple
- Aurora Stateroom Superior
- Balcony Stateroom - C
- Balcony Stateroom - B
- Balcony Stateroom - A
- Balcony Stateroom Superior (formerly Balcony Suite)
- Junior Suite
- Captain's Suite

Ship Features

- ① Change room / mudroom
- ② Zodiac-loading platforms
- ③ Activity launching platform
- ④ Lecture theatre & lounge
- ⑤ Assembly station
- ⑥ Reception
- ⑦ Ship shop
- ⑧ Dining room
- ⑨ Library
- ⑩ Gym
- ⑪ Wellness centre / sauna
- ⑫ Seating area
- ⑬ Observation lounge
- ⑭ Top deck restaurant
- ⑮ Bar
- ⑯ Upper glass atrium lounge
- ⑰ Lower glass atrium lounge
- ⑱ Swimming pool and sun deck
- ⑲ Jacuzzis / plunge pools
- ⑳ Medical clinic
- ㉑ Bridge
- ㉒ Elevator
- ㉓ Main Entrance
- ㉔ Expedition Desk
- ㉕ Science Centre

↔ Connecting staterooms and suites
Deck plan is subject to change.